

Department
Agency/Entity
Operating Unit
Organization Code
Fund Cluster

State Universities and Colleges (SUCs)
MSU-Tawli-Tawi College of Technology and Oceanography
< not applicable >
08 111 0000000
01 Regular Agency Fund

Particulars	Current Year Budget					Prior Year's Budget										Trust Liabilities			Grand Total					Remarks			
	PS	MOOE	FinEx	CO	TOTAL	Prior Year's Accounts Payable					Current Year's Accounts Payable					PS	MO	CO	TOTAL	PS	MOOE	Fin Ex	CO		TOTAL		
						PS	MOOE	FinEx	CO	Sub-Total	PS	MOOE	FinEx	CO	Sub-Total												
1	2	3	4	5	6=(2+3+4+5)	7	8	9	10	11=(7+8+9+10)	12	13	14	15	16=(11+12+13+14+15)	17=16+17	18=(8+17)	19	20	21	22=(19+20+21)	23	24	25	26	27=(23+24+25+26)	28
CASH DISBURSEMENTS	31,467,864.59	2,165,006.80	-	471,875.10	34,104,766.49	-	-	-	-	-	-	-	-	-	34,104,766.49	-	-	-	-	-	31,467,864.59	2,165,006.80	-	-	-	33,632,891.39	
Notice of Cash Allocation (NCA)	43,480,000.00	8,260,000.00	-	1,481,000.00	53,241,000.00	-	-	-	-	-	-	-	-	-	53,241,000.00	-	-	-	-	-	43,480,000.00	8,260,000.00	-	1,481,000.00	-	53,241,000.00	
MDS Checks Issued	31,467,864.59	2,165,006.80	-	471,875.10	34,104,766.49	-	-	-	-	-	-	-	-	-	34,104,766.49	-	-	-	-	-	31,467,864.59	2,165,006.80	-	-	-	33,632,891.39	
Advised to Debit Account	-	-	-	-	-	-	-	-	-	-	-	-	-	-	-	-	-	-	-	-	-	-	-	-	-	-	
Notice of Transfer/Allocations (NTA)	-	-	-	-	-	-	-	-	-	-	-	-	-	-	-	-	-	-	-	-	-	-	-	-	-	-	
MDS Checks Issued	-	-	-	-	-	-	-	-	-	-	-	-	-	-	-	-	-	-	-	-	-	-	-	-	-	-	
Advised to Debit Account	-	-	-	-	-	-	-	-	-	-	-	-	-	-	-	-	-	-	-	-	-	-	-	-	-	-	
Working Fund for FAPA	-	-	-	-	-	-	-	-	-	-	-	-	-	-	-	-	-	-	-	-	-	-	-	-	-	-	
Cash Disbursement Ceiling (CDC)	-	-	-	-	-	-	-	-	-	-	-	-	-	-	-	-	-	-	-	-	-	-	-	-	-	-	
TOTAL CASH DISBURSEMENTS	31,467,864.59	2,165,006.80	-	471,875.10	34,104,766.49	-	-	-	-	-	-	-	-	-	34,104,766.49	-	-	-	-	-	31,467,864.59	2,165,006.80	-	-	-	33,632,891.39	
NON-CASH DISBURSEMENTS	2,018,975.00	49,557.25	-	15,744.90	15,744.90	-	-	-	-	-	-	-	-	-	15,744.90	-	-	-	-	-	2,018,975.00	49,557.25	-	-	-	2,068,532.25	
Tax Remittance Advice Issued (TRA)	2,018,975.00	49,557.25	-	15,744.90	2,064,277.15	-	-	-	-	-	-	-	-	-	2,064,277.15	-	-	-	-	-	2,018,975.00	49,557.25	-	-	-	2,068,532.25	
Non-Cash Advancement Authority (NCAA)	-	-	-	-	-	-	-	-	-	-	-	-	-	-	-	-	-	-	-	-	-	-	-	-	-	-	
Disbursements effected through outright deductions from claims (please specify...)	-	-	-	-	-	-	-	-	-	-	-	-	-	-	-	-	-	-	-	-	-	-	-	-	-	-	
Overpayment of expenses (e.g. personnel benefits)	-	-	-	-	-	-	-	-	-	-	-	-	-	-	-	-	-	-	-	-	-	-	-	-	-	-	
Restitution for loss of government property	-	-	-	-	-	-	-	-	-	-	-	-	-	-	-	-	-	-	-	-	-	-	-	-	-	-	
Liquidated damages and similar claims	-	-	-	-	-	-	-	-	-	-	-	-	-	-	-	-	-	-	-	-	-	-	-	-	-	-	
Others(TEF, 8T-Documentary Stamp Tax, etc.)	-	-	-	-	-	-	-	-	-	-	-	-	-	-	-	-	-	-	-	-	-	-	-	-	-	-	
TOTAL NON-CASH DISBURSEMENTS	2,018,975.00	49,557.25	-	15,744.90	2,064,277.15	-	-	-	-	-	-	-	-	-	15,744.90	-	-	-	-	-	2,018,975.00	49,557.25	-	-	-	2,068,532.25	
GRAND TOTAL	33,486,859.59	2,214,564.05	-	487,620.00	36,189,043.64	-	-	-	-	-	-	-	-	-	34,120,511.39	-	-	-	-	-	33,486,859.59	2,214,564.05	-	-	-	35,701,423.64	

Particulars	Previous Report	This Month	As at Date
(1)	(2)	(3)	(4)
Total Disbursement Authorities Received	56,174,590.00	55,325,277.15	111,499,867.15
NCA	54,164,262.00	53,241,000.00	107,425,262.00
NTA	-	-	-
Working Fund	-	-	-
TRA	1,980,328.00	2,064,277.15	4,074,605.15
CDC	-	-	-
NCAA	-	-	-
Less: Notice of Transfer of Allocations (NTA)* Issued	-	-	-
Total Disbursement Authorities Available	56,174,590.00	55,325,277.15	111,499,867.15
Less:	-	-	-
Lapsed NCA	-	-	-
Disbursements	64,725,602.54	36,189,043.64	100,914,606.18
Less: Other Non-Cash Disbursements	-	-	-
Disbursements effected through outright deductions from claims	-	-	-
Overpayment of expenses(e.g. personnel benefits)	-	-	-
Restitution for loss of government property	-	-	-
Liquidated damages and similar claims	-	-	-
Others (e.g. TEF, BTI, Docs Stamp, etc.)	-	-	-
Add:Less: Adjustments (e.g. cancelled/voided checks)	-	-	-
Balance of Disbursement Authorities as at date	(8,550,072.54)	19,136,233.51	10,585,260.97
Total Disbursements Program	56,174,590.00	55,325,277.15	111,499,867.15
Less: *Actual Disbursements	64,725,602.54	36,189,043.64	100,914,606.18
(Over)/Under spending	(8,550,072.54)	19,136,233.51	10,585,260.97

Notes: * The use of NTA is discouraged

Notes: ** Amounts should tally with the grand total disbursement (column 27).

Notes: - The use of NTA is discouraged
Notes: - * Amounts should tally with the grand total disbursement (column 27).

Prepared by:

FERDIAH REEZA G. YUSOP, CPA

Accountant II

Certified Correct:

RUKAYYA A. DARUL-SALIM, CPA

Chief Accountant

Approved By:

MARY JOYCE Z. GUINTO-SALIL, Ph.D.

Chancellor

MONTHLY REPORT OF DISBURSEMENTS
For the month of August 2021

Department
Agency/Entity
Operating Unit
Organization Code
Fund Cluster

State Universities and Colleges (SUCs)
MSU-Tawi-Tawi College of Technology and Oceanography
< not applicable >
08 111 0000000
01 Regular Agency Fund


Particulars	PS	MOOE	Current Year Budget		TOTAL	Prior Year's Budget										Trust Liabilities			Grand Total					Remarks																																																																																																																																																																																																																																																																																																																																																																																																																																																																																																																																																																																																																																																																																																																																																																																																																																																																																																																																																																																																																																																																																																																																																																																																																																																																																																																																																																																																																																														
			FINEX	CO		Prior Year's Accounts Payable					Current Year's Accounts Payable					MO	OE	CO	TOTAL	PS	MOOE	FIN	EX		CO	TOTAL																																																																																																																																																																																																																																																																																																																																																																																																																																																																																																																																																																																																																																																																																																																																																																																																																																																																																																																																																																																																																																																																																																																																																																																																																																																																																																																																																																																																																																												
						PS	MOOE	FINE	CO	Sub-Total	PS	MOOE	FINE	CO	TOTAL																																																																																																																																																																																																																																																																																																																																																																																																																																																																																																																																																																																																																																																																																																																																																																																																																																																																																																																																																																																																																																																																																																																																																																																																																																																																																																																																																																																																																																																							
																											Sub-Total	Sub-Total	Sub-Total																																																																																																																																																																																																																																																																																																																																																																																																																																																																																																																																																																																																																																																																																																																																																																																																																																																																																																																																																																																																																																																																																																																																																																																																																																																																																																																																																																																																																																									
																														7	8	9	10	11=7+8+9+10	12	13	14	15	16=12+13+14+15	17=11+16	18=(6+17)	19	20	21	22=(19+20+21)	23	24	25	26	27=(23+24+25+26)																																																																																																																																																																																																																																																																																																																																																																																																																																																																																																																																																																																																																																																																																																																																																																																																																																																																																																																																																																																																																																																																																																																																																																																																																																																																																																																																																																																																																				
1	2	3	4	5	6=(2+3+4+5)																																																																																																																																																																																																																																																																																																																																																																																																																																																																																																																																																																																																																																																																																																																																																																																																																																																																																																																																																																																																																																																																																																																																																																																																																																																																																																																																																																																																																																																																	

SUMMARY


Particulars	Previous Report		This Month		As at Date	
	(1)	(2)	(3)	(4)	(5)	(6)
Total Disbursement Authorities Received		111,489,867.15	44,074,593.00	155,574,460.15		
NCA		107,425,262.00	42,108,000.00	149,533,262.00		
NTA		-	-	-		
Working Fund		-	-	-		
TRA		4,074,605.15	1,986,593.00	6,041,198.15		
CDC		-	-	-		
NCAA		-	-	-		
Leas: Notice of Transfer of Allocations (NTA)* issued		-	-	-		
Total Disbursement Authorities Available		111,489,867.15	44,074,593.00	155,574,460.15		
Leas:		-	-	-		
Lapsed NCA		-	-	-		
Disbursements		100,974,608.18	41,958,688.74	142,973,296.92		
Leas: Other Non-Cash Disbursements		-	-	-		
Disbursements effected through outright deductions from claims		-	-	-		
Overpayment of expenses(e.g. personnel benefits)		-	-	-		
Restitution for loss of government property		-	-	-		
Liquidated damages and similar claims		-	-	-		
Others (e.g. TEF, BTI, Docs Stamp, etc.)		-	-	-		
Add: Leas: Adjustments (e.g. cancelled/voided checks)		-	-	-		
Balance of Disbursement Authorities as at date		10,585,260.97	2,115,904.28	12,701,165.23		
Total Disbursements Program		111,489,867.15	44,074,593.00	155,574,460.15		
Leas: *Actual Disbursements		100,974,608.18	41,958,688.74	142,973,296.92		
(Over)/Under spending		10,585,260.97	2,115,904.28	12,701,165.23		

Notes: - * The use of NTA is discouraged
Notes: -- Amounts should tally with the grand total disbursement (column 27).


Prepared by:


FERDIAH REEZA G. YUSOP, CPA
Accountant II

Certified Correct:


RUKAYYA A. DARUL-SALIM, CPA
Chief Accountant

Approved By:


MARY JOYCE Z. GUINTO-SALIL, Ph.D.
Chancellor

Department
Agency/Entity
Operating Unit
Organization Code
Fund Cluster

State Universities and Colleges (SUCs)
MSU-Tawi-Tawi College of Technology/ and Oceanography
< not applicable >
08 111 000000
01 Regular Agency Fund

Particulars	Current Year Budget					Prior Year's Budget										Trust Liabilities					Grand Total					Remarks	
	PS	MOOE	FINEX	CO	TOTAL	Prior Year's Accounts Payable					Current Year's Accounts Payable					Trust Liabilities											
						PS	MOOE	FINEX	CO	Sub-Total	PS	MOOE	FINEX	CO	Sub-Total	PS	OE	CO	TOTAL								
1	2	3	4	5	6=(2+3+4+5)	7	8	9	10	11=(7+8+9+10)	12	13	14	15	16=(12+13+14+15)	17=(16+17)	18=(6+17)	19	20	21	22=(18+19+20+21)	23	24	25	26	27=(23+24+25+26)	28
CASH DISBURSEMENTS	50,025,387.25	11,344,395.72	-	3,205,890.31	64,575,673.28	-	-	-	-	-	-	-	-	-	64,575,673.28	50,025,387.25	-	-	-	-	50,025,387.25	11,344,395.72	-	-	61,369,782.97	-	
Notice of Cash Allocation (NCA)	36,641,000.00	6,509,000.00	-	-	43,150,000.00	-	-	-	-	-	-	-	-	-	43,150,000.00	36,641,000.00	-	-	-	-	36,641,000.00	6,509,000.00	-	-	43,150,000.00	-	
MPS Checks Issued	50,025,387.25	11,344,395.72	-	3,205,890.31	64,575,673.28	-	-	-	-	-	-	-	-	-	64,575,673.28	50,025,387.25	-	-	-	-	50,025,387.25	11,344,395.72	-	-	61,369,782.97	-	
Advice to Debit Account	-	-	-	-	-	-	-	-	-	-	-	-	-	-	-	-	-	-	-	-	-	-	-	-	-	-	
Notice of Transfer Allocations (NTA)	-	-	-	-	-	-	-	-	-	-	-	-	-	-	-	-	-	-	-	-	-	-	-	-	-	-	
MPS Checks Issued	-	-	-	-	-	-	-	-	-	-	-	-	-	-	-	-	-	-	-	-	-	-	-	-	-	-	
Advice to Debit Account	-	-	-	-	-	-	-	-	-	-	-	-	-	-	-	-	-	-	-	-	-	-	-	-	-	-	
Working Fund for FAPs	-	-	-	-	-	-	-	-	-	-	-	-	-	-	-	-	-	-	-	-	-	-	-	-	-	-	
Cash Disbursement Ceiling (CDC)	50,025,387.25	11,344,395.72	-	3,205,890.31	64,575,673.28	-	-	-	-	-	-	-	-	-	64,575,673.28	50,025,387.25	-	-	-	-	50,025,387.25	11,344,395.72	-	-	61,369,782.97	-	
TOTAL CASH DISBURSEMENTS	1,950,263.00	132,070.67	-	213,726.02	2,296,059.69	-	-	-	-	-	-	-	-	-	2,296,059.69	1,950,263.00	-	-	-	-	1,950,263.00	132,070.67	-	-	2,082,333.67	-	
NON-CASH DISBURSEMENTS	1,950,263.00	132,070.67	-	213,726.02	2,296,059.69	-	-	-	-	-	-	-	-	-	2,296,059.69	1,950,263.00	-	-	-	-	1,950,263.00	132,070.67	-	-	2,082,333.67	-	
Tax Remittance Advances Issued (TTA)	-	-	-	-	-	-	-	-	-	-	-	-	-	-	-	-	-	-	-	-	-	-	-	-	-	-	
Non-Cash Availment Authority (NCAA)	-	-	-	-	-	-	-	-	-	-	-	-	-	-	-	-	-	-	-	-	-	-	-	-	-	-	
Disbursements effected through outright deductions from claims (please specify:..)	-	-	-	-	-	-	-	-	-	-	-	-	-	-	-	-	-	-	-	-	-	-	-	-	-	-	
Overpayment of expenses (e.g. personnel benefits)	-	-	-	-	-	-	-	-	-	-	-	-	-	-	-	-	-	-	-	-	-	-	-	-	-	-	
Restitution for loss of government property	-	-	-	-	-	-	-	-	-	-	-	-	-	-	-	-	-	-	-	-	-	-	-	-	-	-	
Liquidated damages and similar claims	-	-	-	-	-	-	-	-	-	-	-	-	-	-	-	-	-	-	-	-	-	-	-	-	-	-	
Others (E.F., B.T., Documentary Stamp Tax, etc.)	-	-	-	-	-	-	-	-	-	-	-	-	-	-	-	-	-	-	-	-	-	-	-	-	-	-	
TOTAL NON-CASH DISBURSEMENTS	1,950,263.00	132,070.67	-	213,726.02	2,296,059.69	-	-	-	-	-	-	-	-	-	2,296,059.69	1,950,263.00	-	-	-	-	1,950,263.00	132,070.67	-	-	2,082,333.67	-	
GRAND TOTAL	51,975,650.25	11,476,466.39	-	3,419,616.33	66,871,732.97	-	-	-	-	-	-	-	-	-	66,871,732.97	51,975,650.25	-	-	-	-	51,975,650.25	11,476,466.39	-	-	63,452,116.64	-	

Particulars	(1)	(2)	(3)	(4)
Total Disbursement Authorities Received	44,074,593.00	45,446,059.69	89,520,652.69	
NCA	42,108,000.00	43,150,000.00	85,298,000.00	
NTA	-	-	-	
Working Fund	-	-	-	
TRA	1,966,593.00	2,296,059.69	4,262,652.69	
CDC	-	-	-	
NCAA	-	-	-	
Less: Notice of Transfer of Allocations (NTA)* Issued	44,074,593.00	45,446,059.69	89,520,652.69	
Total Disbursement Authorities Available	-	-	-	
Less:	-	-	-	
Lapsed NCA	-	-	-	
Disbursements	41,958,888.74	66,871,732.97	109,830,421.71	
Less: Other Non-Cash Disbursements	-	-	-	
Disbursements effected through outright deductions from claims	-	-	-	
Overpayment of expenses (e.g. personnel benefits)	-	-	-	
Restitution for loss of government property	-	-	-	
Liquidated damages and similar claims	-	-	-	
Others (e.g. TEF, BTT, Docs Stamp, etc.)	-	-	-	
Address: Adjustments (e.g. canceled/voided checks)	-	-	-	
Balance of Disbursement Authorities as at date	2,115,804.26	(21,425,673.28)	(19,309,769.02)	
Total Disbursements Program	44,074,593.00	45,446,059.69	89,520,652.69	
Less: Actual Disbursements	41,958,888.74	66,871,732.97	109,830,421.71	
(Over)/Under spending	2,115,804.26	(21,425,673.28)	(19,309,769.02)	

Notes: * The use of NTA is **discouraged**
Notes: ** Amounts should tally with the grand total disbursement (column 27).

Prepared by:


FERDAH REEZA G. YUSOF, CPA
Accountant II

Certified Correct:


RUKHYA A. DARUL-SALIM, CPA
Chief Accountant

Approved By:


MARY JOYCE Z. GUINTO-SALL, Ph.D.
Chancellor